

NARVA®

EX2 SINGLE ROW TUBE MOUNTS

Instructions and Specifications

P/No. 72262, 72263 and 72264

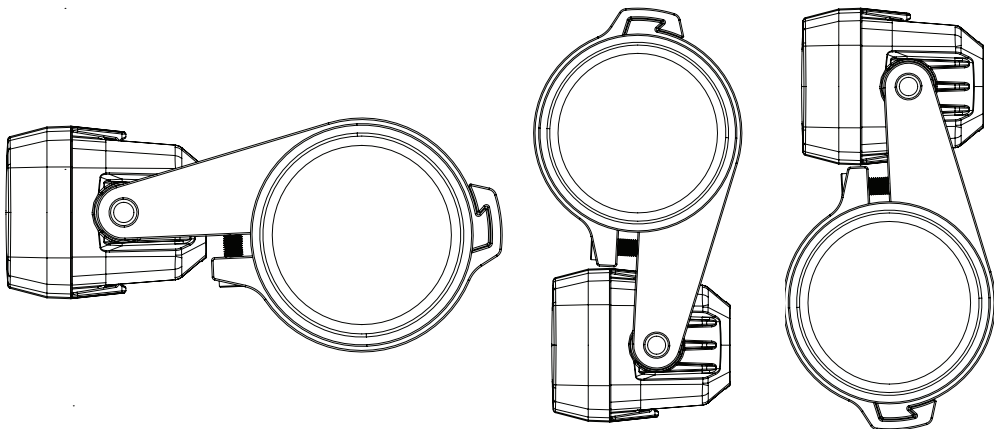


IMPORTANT SAFETY INFORMATION

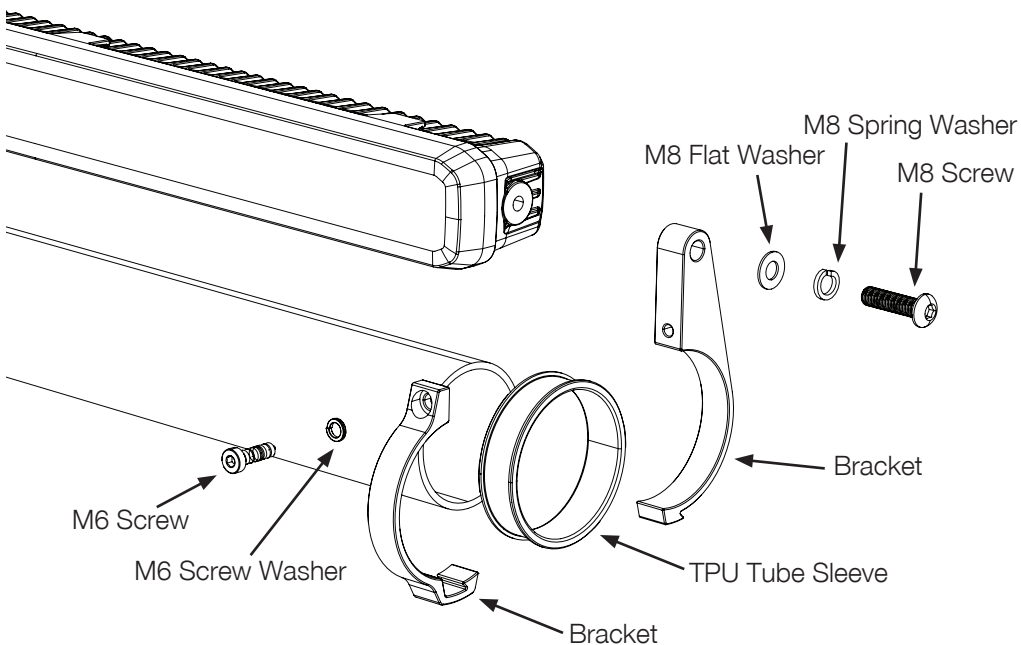
Please read these instructions carefully before installation.

FITTING INSTRUCTIONS

- 1 Unpack the brackets.
- 2 Open brackets by using the hex key and remove rubber strip(s).
- 3 Decide on brackets inclination/mounting position (refer to diagrams below for suggestions).



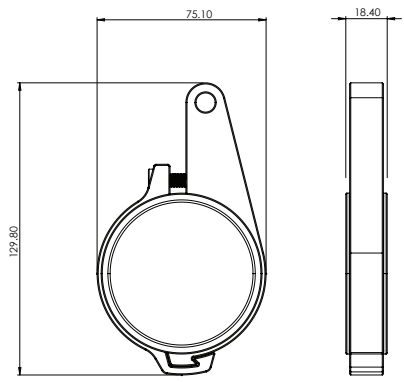
- 4 Mount both brackets to the light using bolts, washers and key (avoid tightening firmly at this stage).



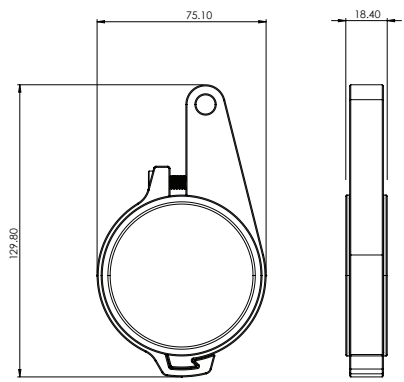
Note: The drawing only shows the mounting position above the bull bar

- 5 Decide on central mounting position and fit brackets, rubber strips and light to bullbar at desired position. Make sure that the brackets can be fitted and closed tightly. If required, adjust and add provided rubber strips.
- 6 Connect the light bar to the wiring harness and test its positioning and functionality.
- 7 Adjust beam of the light.
- 8 Tighten all screws of the light and brackets securely.

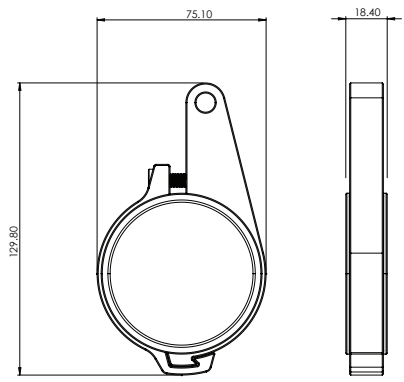
2" Single Row Tube Mounts



2.5" Single Row Tube Mounts



3" Single Row Tube Mounts



WARRANTY STATEMENT

Brown & Watson International Pty Ltd ("BWI") of 1500 Ferntree Gully Road, Knoxfield, Vic., telephone (03) 9730 6000, fax (03) 9730 6050, warrants that all products described in its current catalogue will under normal use and service be free of failures in material and workmanship for a period of three (3) years from the date of the original purchase by the customer as marked on the invoice. This warranty does not cover ordinary wear and tear, abuse, alteration of products or damage caused by the purchaser. To make a warranty claim the consumer must deliver the product at their cost to the original place of purchase or to any other place which may be nominated by either BWI or the retailer from where the product was bought in order that the warranty assessment may be performed. The consumer must also deliver the original invoice evidencing the date and place of purchase together with an explanation in writing as to the nature of the claim. In the event that the claim is determined to be for a minor failure of the product then BWI reserves the right to repair or replace it at its discretion. In the event that a major failure is determined the consumer will be entitled to a replacement or a refund as well as compensation for any other reasonably foreseeable loss or damage. This warranty is in addition to any other rights or remedies that the consumer may have under State or Federal legislation.

IMPORTANT NOTE

Our goods come with guarantees that cannot be excluded under the Australian Consumer Law. You are entitled to a replacement or refund for a major failure and compensation for any other reasonably foreseeable loss or damage. You are also entitled to have the goods repaired or replaced if the goods fail to be of acceptable quality and the failure does not amount to a major failure.

Distributed by

AUSTRALIA

Brown & Watson International Pty. Ltd.

Knoxfield Victoria 3180

Phone: (03) 9730 6000

Fax: (03) 9730 6050

National Toll Free: 1800 113 443

NEW ZEALAND OFFICE

Griffiths Equipment Ltd.

19 Bell Avenue,

Mount Wellington,

Auckland 1060, New Zealand

Phone: (09) 525 4575