

NARVA®

ULTIMA 40" LIGHT BAR JOINER KIT

Instructions & Specifications

Part No. 74452

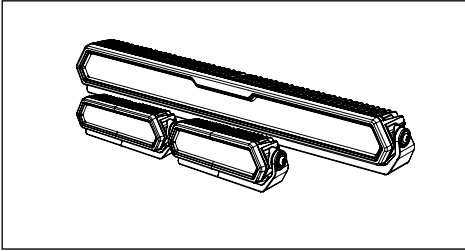


FOR ROOF MOUNT ONLY

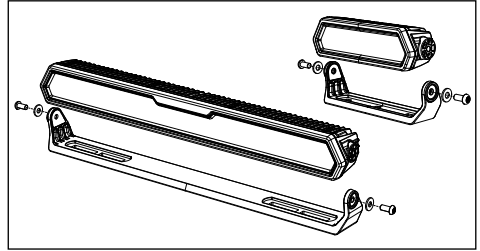
IMPORTANT SAFETY INFORMATION

- Remove negative battery cable before installation.
- Ensure lamps are fitted using the appropriate wiring harness or an equivalent auxiliary wiring system.
We strongly recommend to use the Ultima Wiring Harness (74405 and 74406)
- Ensure the lamps are mounted securely to a solid surface on the vehicle's roof.
- Cables connected to the lamp must not be subjected to wear or other damage.

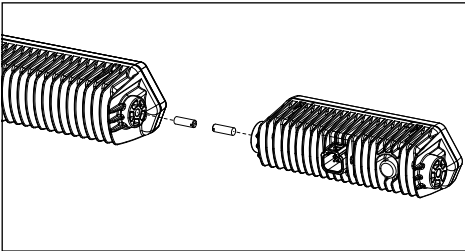
ASSEMBLY



- 1** Unpack your high performance Ultima 8" twin pack and 24" light bars

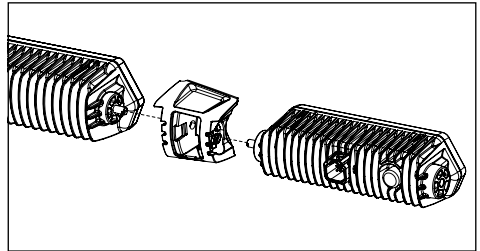


- 2** Remove M8 Torx screws and flat washers
3 Remove light bars from bracket

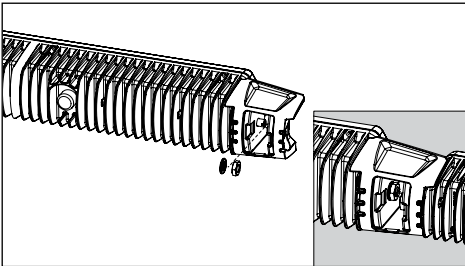


- 4** Add the 1 x M8 grub screws to one end of the Ultima 24" and 8" light bars as shown above and tighten up securely

- 5** Repeat to other side

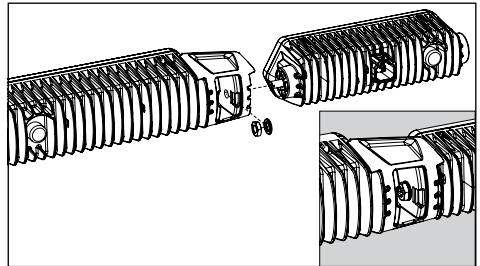


- 6** Now you're ready to fit the 40" Joiner.
Position the 40" Joiner as shown above

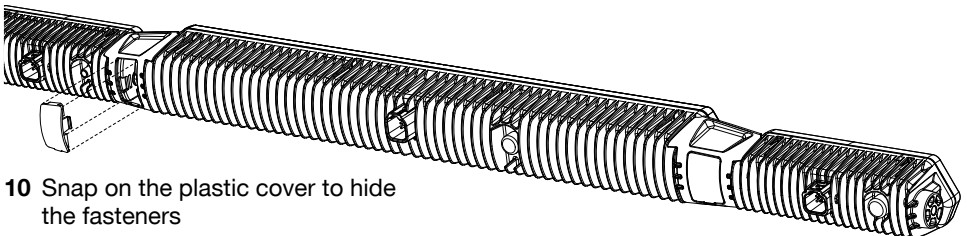


- 7** Place one end of light bar into the hole in Joiner

- 8** Assemble the M8 spring washer and flat nut onto the grub screw. Tighten securely

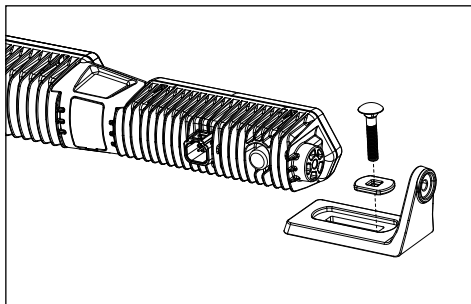


- 9** Repeat the same order to other side.
Ensure the flat nuts are done up tight

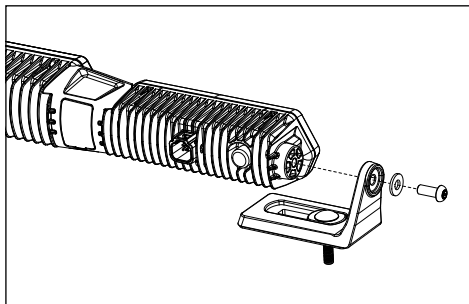


- 10** Snap on the plastic cover to hide the fasteners

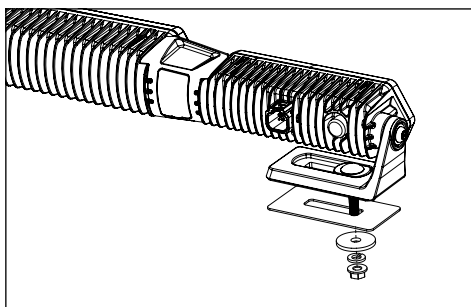
MOUNTING



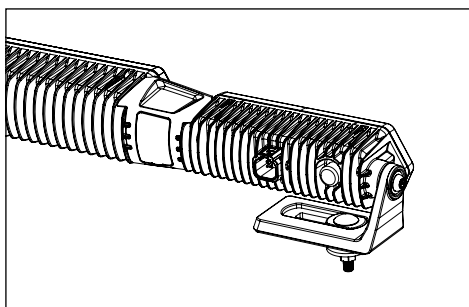
- 1 Insert M8 coach bolt and custom washer into slotted recess in diecast bracket
- 2 Repeat assembly to other diecast bracket



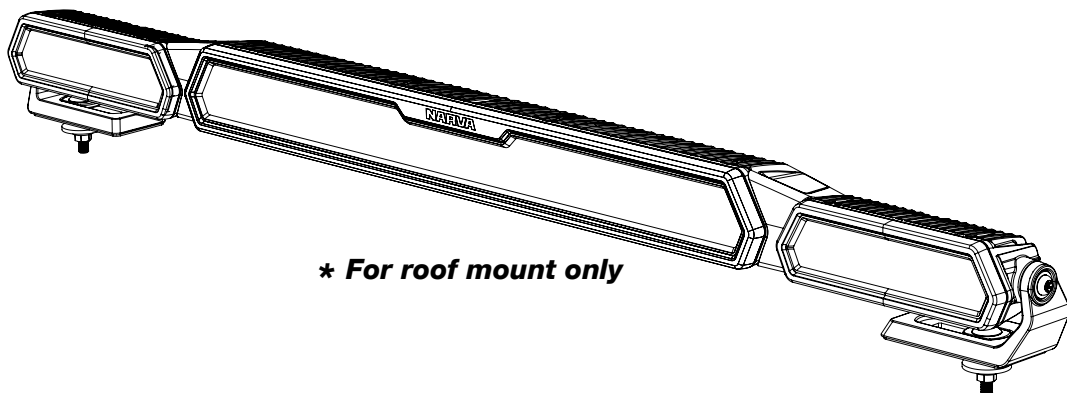
- 3 Fit the diecast bracket to the light bar making sure to line up the holes
- 4 Insert the M8 Torx screws and flat washers
- 5 Ensure the M8 Torx screws are done up tight



- 6 Choose a solid surface on the vehicle's roof to mount the light bars
- 7 Secure the lamp by using rubber pad, extra large flat washers, M8 spring washers and nuts



- 8 Ensure the M8 nuts are done up tight



*** For roof mount only**

TECHNICAL SPECIFICATIONS

Housing and Brackets: Pressure die-cast aluminium joiner and brackets

Cover: High strength nylon plastic

Fasteners: Stainless steel

PARTS AVAILABLE

71710BK	8" Driving Beam – Black
71715BK	8" Flood Beam – Black
71720BK	24" Driving Beam – Black
71720S	24" Driving Beam – Satin
71725BK	24" Flood Beam – Black
71725S	24" Flood Beam – Satin
74405	Ultima 8" Light Bar – Driving Harness
74406	Ultima 24" Light Bar – Driving Harness
74408	Ultima Connect+ Controller

WARRANTY STATEMENT

Applicable only to product sold in Australia

Brown & Watson International Pty Ltd of 1500 Ferntree Gully Road, Knoxfield, Vic., telephone (03) 9730 6000, fax (03) 9730 6050, warrants that all products described in its current catalogue (save and except for all bulbs and lenses whether made of glass or some other substance) will under normal use and service be free of failures in material and workmanship for a period of one (1) year (unless this period has been extended as indicated elsewhere) from the date of the original purchase by the consumer as marked on the invoice. This warranty does not cover ordinary wear and tear, abuse, alteration of products or damage caused by the consumer.

To make a warranty claim the consumer must deliver the product at their cost to the original place of purchase or to any other place which may be nominated by either BWI or the retailer from where the product was bought in order that a warranty assessment may be performed. The consumer must also deliver the original invoice evidencing the date and place of purchase together with an explanation in writing as to the nature of the claim.

In the event that the claim is determined to be for a minor failure of the product then BWI reserves the right to repair or replace it at its discretion. In the event that a major failure is determined the consumer will be entitled to a replacement or a refund as well as compensation for any other reasonably foreseeable loss or damage.

This warranty is in addition to any other rights or remedies that the consumer may have under State or Federal legislation.

IMPORTANT NOTE

Our goods come with guarantees that cannot be excluded under the Australian Consumer Law. You are entitled to a replacement or refund for a major failure and compensation for any other reasonably foreseeable loss or damage. You are also entitled to have the goods repaired or replaced if the goods fail to be of acceptable quality and the failure does not amount to a major failure.

Distributed by:

Brown & Watson International Pty. Ltd.

Knoxfield, Victoria 3180

www.narva.com.au

IS543

Issue 1 20.4.23