

NARVA®

Part No. 85011A, 85011AC, 85011AG, 85011AR, 85011AW, 85011RB, 85013A, 85013AC

EUROTECH LED MINI LIGHT BOX INSTRUCTIONS AND SPECIFICATIONS



FEATURES

- Selectable Flash Patterns
- Exceeds SAE Class 1; ECE 10 Approved Performance
- Sealed To IP66
- Extreme Operating Temperature (-30°C to +50°C)
- CISPR 25 Class 3
- High/Low Power Modes
- Available in Dual Colour Options








PRE-INSTALLATION

To prevent damage to the light box and vehicle carefully plan mounting position for the light box, cable and controlling equipment:

1. Pre-configure desired light box flash pattern prior to hard wiring (Bracket or Bolt Mount only)
2. Determine:
 - the location to mount the light box.
 - the location to route the light box cable.
3. Separate all electronic equipment wiring from two-way radio equipment wiring.
4. To avoid interference, keep two-way radio antennas a minimum of 50cm away from warning equipment.

FLASH PATTERNS

The flange mount L.E.D light box features a flash pattern selection wire (yellow).
Touch the YELLOW wire once to the negative supply to change the flash pattern.

| | | | | | |
|---|----------------------------|---|---|-----------------------------|--|
| 1 | Single (Constantly On) |  | 5 | Quint Rotating |  |
| 2 | Double (All Flashing) SAE |  | 6 | Rotating |  |
| 3 | Ultra (Alternate Flashing) |  | 7 | Ultra (All/Alt. Flash) |  |
| 4 | Ultra (Cross Flashing) |  | 8 | Ultra-Double (All Flashing) |  |

WARNING

- 1. Do not look directly into L.E.Ds while in operation; may cause momentary blindness and/or eye damage.
 - 2. It is not recommended to use magnetically mounted warning devices on vehicles in motion, suggest if need to use available bolt installation on vehicles in motion.
- Usage is at sole risk and responsibility of the user.

WARRANTY STATEMENT

Brown & Watson International Pty Ltd ("BWI") of 1500 Ferntree Gully Road, Knoxfield, Vic., telephone (03) 9730 6000, fax (03) 9730 6050, warrants that all products described in its current catalogue will under normal use and service be free of failures in material and workmanship for a period of one (1) year from the date of the original purchase by the customer as marked on the invoice. This warranty does not cover ordinary wear and tear, abuse, alteration of products or damage caused by the purchaser. To make a warranty claim the consumer must deliver the product at their cost to the original place of purchase or to any other place which may be nominated by either BWI or the retailer from where the product was bought in order that the warranty assessment may be performed. The consumer must also deliver the original invoice evidencing the date and place of purchase together with an explanation in writing as to the nature of the claim. In the event that the claim is determined to be for a minor failure of the product then BWI reserves the right to repair or replace it at its discretion. In the event that a major failure is determined the consumer will be entitled to a replacement or a refund as well as compensation for any other reasonably foreseeable loss or damage. This warranty is in addition to any other rights or remedies that the consumer may have under State or Federal legislation.

IMPORTANT NOTE

Our goods come with guarantees that cannot be excluded under the Australian Consumer Law. You are entitled to a replacement or refund for a major failure and compensation for any other reasonably foreseeable loss or damage. You are also entitled to have the goods repaired or replaced if the goods fail to be of acceptable quality and the failure does not amount to a major failure.

Distributed by

AUSTRALIA OFFICE

Brown & Watson International Pty. Ltd.
Knoxfield, Victoria 3180
Phone: (03) 9730 6000
Fax: (03) 9730 6050
National Toll Free: 1800 113 443

NEW ZEALAND OFFICE

Brown & Watson International NZ Ltd.
Mount Wellington, Auckland 1060
Phone: (09) 525 4575