



## INSTRUCTION SHEET


# SIDE MARKER LAMPS

## INSTALLATION INSTRUCTIONS

The NARVA® Side Marker Lamp has been specifically designed to allow drainage from the central cavity of the lamp body should water inadvertently enter.

Three holes have been positioned around the rim of the lamp body and we provide two plugs for sealing the uppermost hole(s) after final installation of the lamp unit.


- If mounted at 90°,  
fit 2 plugs as shown



- If a pendant mount,  
fit 2 plugs as shown



- If mounted at 45°,  
fit 1 plug as shown



## INSTRUCTION SHEET


# SIDE MARKER LAMPS

## INSTALLATION INSTRUCTIONS

The NARVA® Side Marker Lamp has been specifically designed to allow drainage from the central cavity of the lamp body should water inadvertently enter.

Three holes have been positioned around the rim of the lamp body and we provide two plugs for sealing the uppermost hole(s) after final installation of the lamp unit.

- If mounted at 90°,  
fit 2 plugs as shown



- If a pendant mount,  
fit 2 plugs as shown



- If mounted at 45°,  
fit 1 plug as shown

