

Model 35 'Plug & Play' Trailer Lamp Kits Instructions & Specifications

SUITABLE FOR 12V VEHICLES ONLY



P/No. 93540BL2

P/No. 93560BL2

WARRANTY STATEMENT

Applicable only to product sold in Australia

Brown & Watson International Pty Ltd of 1500 Ferntree Gully Road, Knoxfield, Vic., telephone (03) 9730 6000, fax (03) 9730 6050, warrants that all products described in its current catalogue (save and except for all bulbs and lenses whether made of glass or some other substance) will under normal use and service be free of failures in material and workmanship for a period of one (1) year (unless this period has been extended as indicated elsewhere) from the date of the original purchase by the consumer as marked on the invoice. This warranty does not cover ordinary wear and tear, abuse, alteration of products or damage caused by the consumer.

To make a warranty claim the consumer must deliver the product at their cost to the original place of purchase or to any other place which may be nominated by either BWI or the retailer from where the product was bought in order that a warranty assessment may be performed. The consumer must also deliver the original invoice evidencing the date and place of purchase together with an explanation in writing as to the nature of the claim.

In the event that the claim is determined to be for a minor failure of the product then BWI reserves the right to repair or replace it at its discretion. In the event that a major failure is determined the consumer will be entitled to a replacement or a refund as well as compensation for any other reasonably foreseeable loss or damage.

This warranty is in addition to any other rights or remedies that the consumer may have under State or Federal legislation.

IMPORTANT NOTE

Our goods come with guarantees that cannot be excluded under the Australian Consumer Law. You are entitled to a replacement or refund for a major failure and compensation for any other reasonably foreseeable loss or damage. You are also entitled to have the goods repaired or replaced if the goods fail to be of acceptable quality and the failure does not amount to a major failure.

Distributed by:

Brown & Watson Int. Pty. Ltd.

Knoxfield, Victoria 3180

www.narva.com.au

IS422 Issue 1: 22.03.19

FEATURES

- Quick and easy installation, without the need to splice or join wires
- Each kit contains all the necessary lamps to comply a standard 6 x 4' or 7 x 5' box trailer to Australian Design Regulations (ADR 13/00) for lighting installation
- Includes 7 Pin Flat and 7 Pin Large Round trailer plugs
- IP Rating: IP66



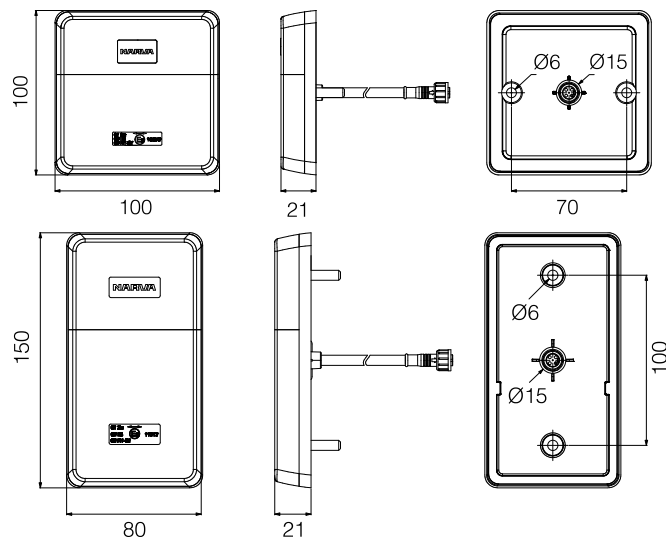
ADR FITTING INSTRUCTIONS

Rear Combination Lamps

ORIENTATION Rearward facing with lamps long axis vertical and amber section towards the top.

APPLICATION ADR 13/00

COMPLIES WITH ADR 6/00, ADR 47/00 and ADR 49/00

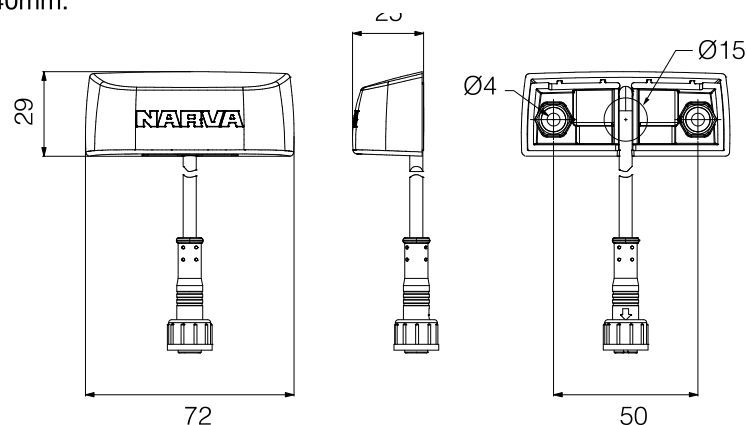


Licence Plate Lamp

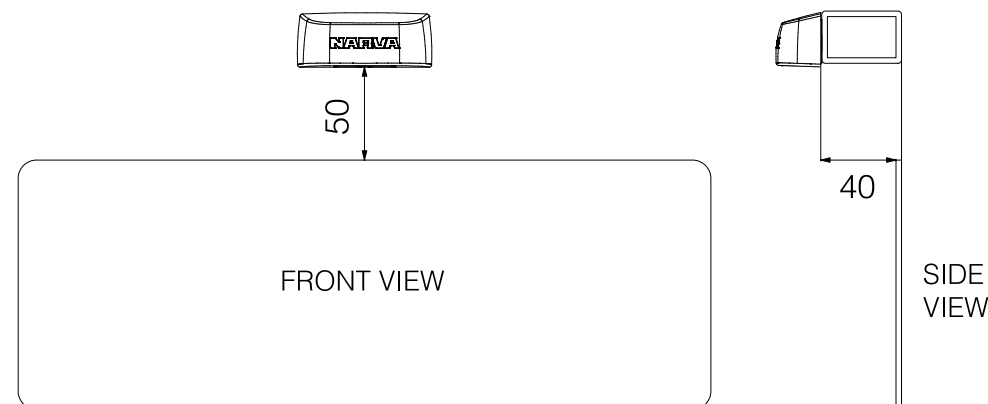
ORIENTATION Downward facing 50mm directly above the licence plate with lamp's long axis horizontal. Lamp should be offset from licence plate 40mm.

APPLICATION ADR 13/00

COMPLIES WITH ADR 48/00



Licence Plate Lamp Position



INSTALLATION

1. Fit the rear combination lamps to the trailer and secure using the M6 nuts and washers. Tighten to approximately 3.0Nm.
2. Fit the licence plate lamp above the licence plate and secure using the M4 screws, nuts and washers. Tighten to approximately 2.0Nm.
3. Connect the main harness to the rear combination lamps and licence plate lamp:
 - a. Push the matching connectors together,
 - b. Turn the locking screw clockwise to tighten and seal the connection.
4. Fit the harness from the back of the trailer to the front. Secure the harness every 300mm using clips or cable ties (not supplied). Any excess cable should be bundled together and secured with cable ties.
5. Choose the desired trailer plug and connect it to the main harness using steps 3a and 3b.
6. Connect the trailer to a vehicle and insert the trailer plug into the vehicles socket. Check all the light are functioning correctly.

Main loom must be installed on the right-hand side as shown

Quick disconnect point for trailers with removable tailgates

